



INTERNATIONAL
TRADE
ADMINISTRATION

San Diego-Carlsbad, CA Merchandise Exports in 2015

The Metropolitan Export Series is a product funded and developed by the International Trade Administration using data from the U.S. Census Bureau. Merchandise export data are available for U.S. metropolitan areas beginning in 2005.

In 2015, San Diego was the
20th
largest exporter in the U.S.

San Diego Exports in 2015

- Goods exports from the San Diego area have increased \$4.0 billion since 2009.
- On average, exports from the San Diego area have increased by 2.8% annually over the past 10 years.

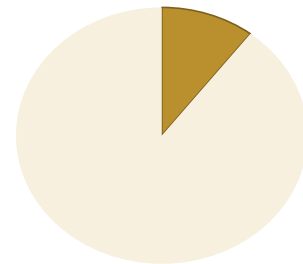
\$17.4 billion

Total San Diego goods export value in 2015

30%

San Diego area export growth since 2009

Exports from San Diego accounted for **10%** of total California goods exports



Exports Sustain San Diego Area Businesses

- In 2014 (latest available), 4,804 San Diego area companies exported to U.S. FTA partners.
- The same year, 4,845 area companies exported to Trans-Pacific Partnership countries and 2,072 exported to the European Union.


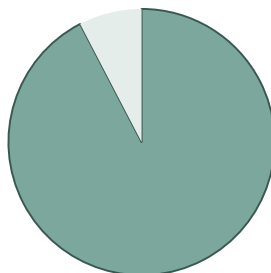
6,324

Number of small and medium-sized goods exporters in San Diego in 2014

SMEs account for **92%** of San Diego goods exporters

94% of San

Diego goods exporters shipped manufactured products overseas



Note: Exporter counts reflect the number of companies, not establishments, and are therefore not additive across industries and geographies



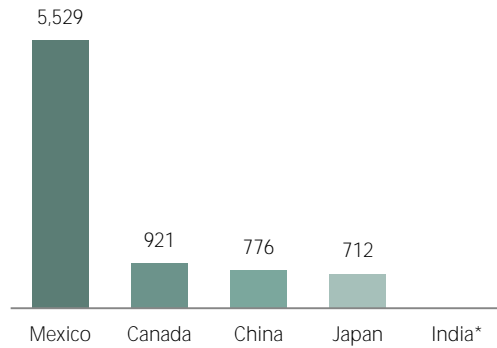
INTERNATIONAL
TRADE
ADMINISTRATION

San Diego-Carlsbad, CA Merchandise Exports in 2015

Top San Diego Export Markets & Sectors

- In 2015, Mexico was San Diego's top foreign market, accounting for 32% of its total goods exports.
- Computer & electronic products was San Diego's top export sector in 2015, accounting for 17% of the area's goods exports.

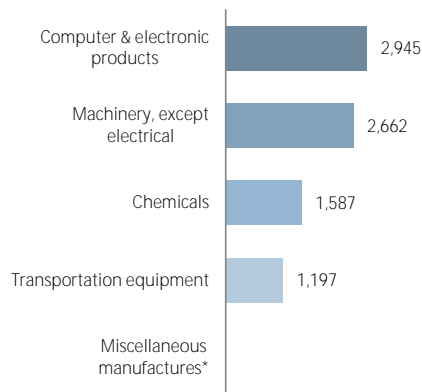
Top San Diego Area Export Markets
Millions of dollars



In addition to these top markets, San Diego is also a major exporter to:

Israel \$463 million
Russia \$137 million
Indonesia \$103 million
New Zealand \$54 million

Top San Diego Export Sectors
Millions of dollars



In addition to these top sectors, other sectors where San Diego is a major exporter include:

- Electrical equipment, appliances, & components
- Plastics & rubber products
- Fabricated metal products
- Primary metal manufactures
- Processed foods

* Indicates that export value is suppressed due to disclosure concerns.

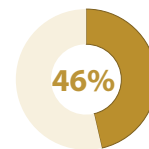
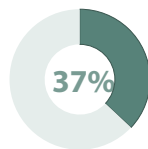
Current and Future FTAs Matter to San Diego Area Exporters

- The U.S. currently has 14 free trade agreements in force with 20 countries.

In 2015, exports to FTA markets accounted for **48%** of San Diego area exports

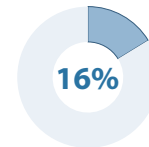
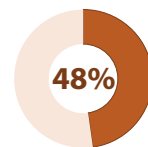
In 2015, San Diego exported:

\$6.4 billion
to NAFTA



\$8.1 billion
to TPP

\$8.3 billion
to all FTAs in force



\$2.8 billion
to TTIP (EU-28)

Source Notes

Data year: 2015 Last updated: September 2016

Prepared by the Office of Trade and Economic Analysis, International Trade Administration, U.S. Department of Commerce.

For additional information and to view the complete data series and methodology, visit www.trade.gov/metrodata. Exporter data available on <http://tse.export.gov/edb>.