

New Americans in San Diego

AUGUST 20, 2020

Mo Kantner

Director, State and Local Initiatives



About New American Economy

500 Republican, Independent, and Democratic mayors and CEOs in all 50 states agree:

Immigration is critical to America's economic success.

**RESEARCH ON THE
ECONOMIC IMPACT OF
IMMIGRATION**



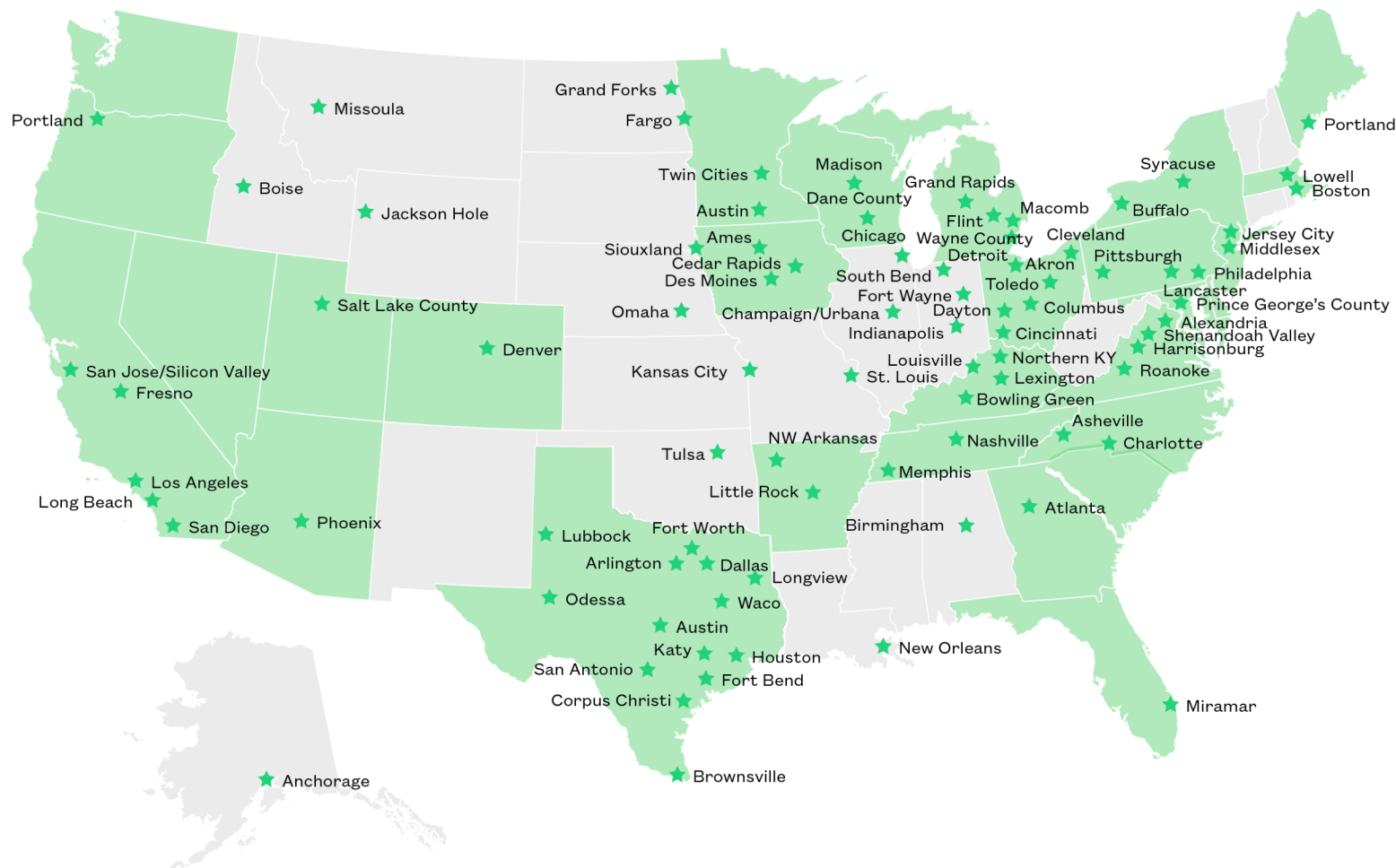
**ORGANIZING BUSINESS
LEADERS ACROSS
STATES & SECTORS**




**LOCAL
INTEGRATION &
INCLUSION PLANS**



NAE State & Local Initiatives





GATEWAYS *for* GROWTH

2017 Awards

Alexandria, VA

Austin, MN

Boise/Ada County, ID

Bowling Green, KY

Champaign-Urbana, IL

Chicago, IL

Corpus Christi, TX

Dallas, TX

Dane County, WI

Des Moines, IA

Fort Wayne, IN

Grand Forks, ND

Grand Rapids, MI

Harrisonburg/
Rockingham County, VA

Lancaster, PA

Little Rock, AR

Long Beach, CA

Memphis, TN

Missoula, MT

Northwest Arkansas

Portland, ME

San Diego, CA

Siouxland, IA/NE/SD

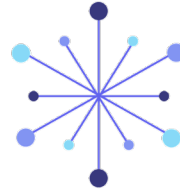
Michiana (South Bend-
Elkhart), IN

Tulsa, OK

New Americans in San Diego



Global Talent Chamber Network



GLOBAL TALENT CHAMBER NETWORK

Economic Reports



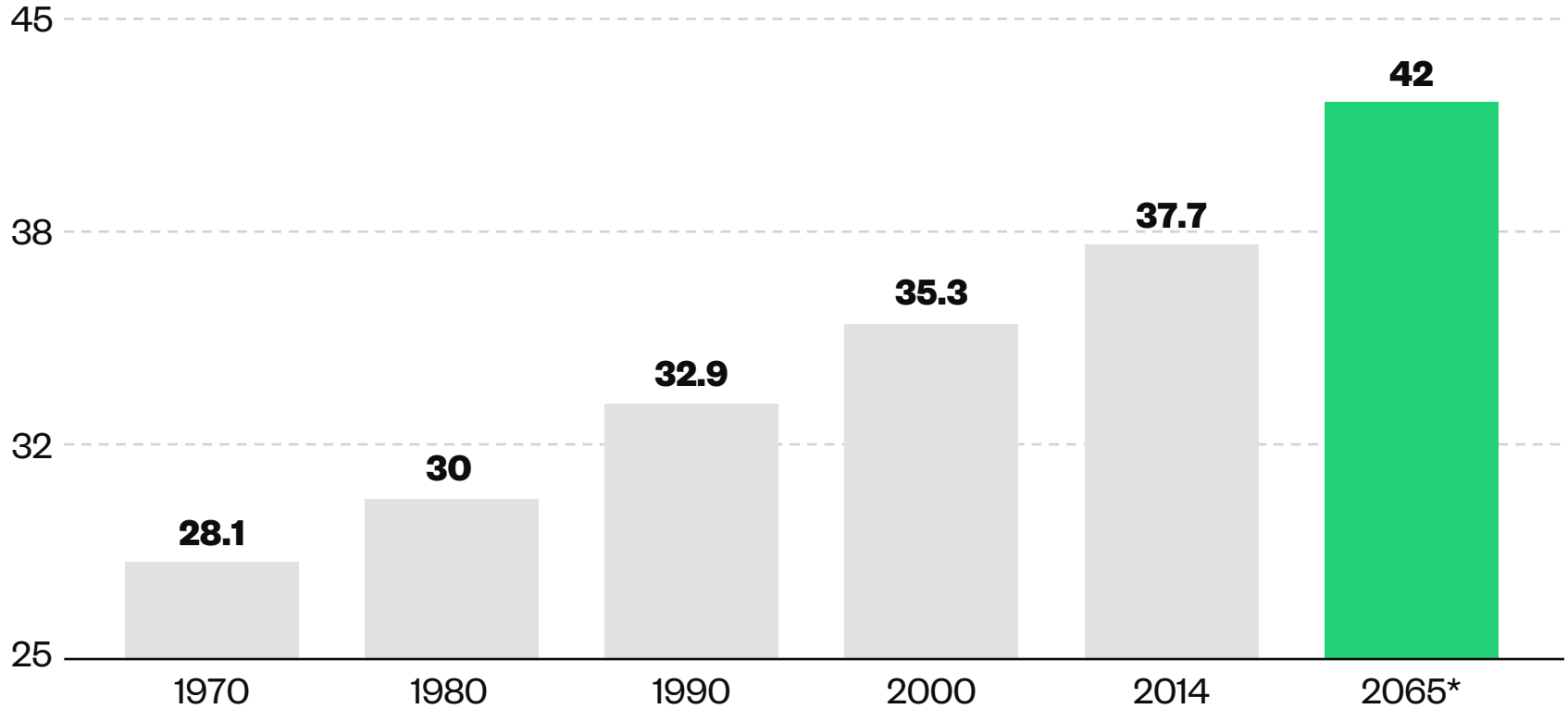
Advocacy & Policy Analysis



Peer-to-Peer Learning Network



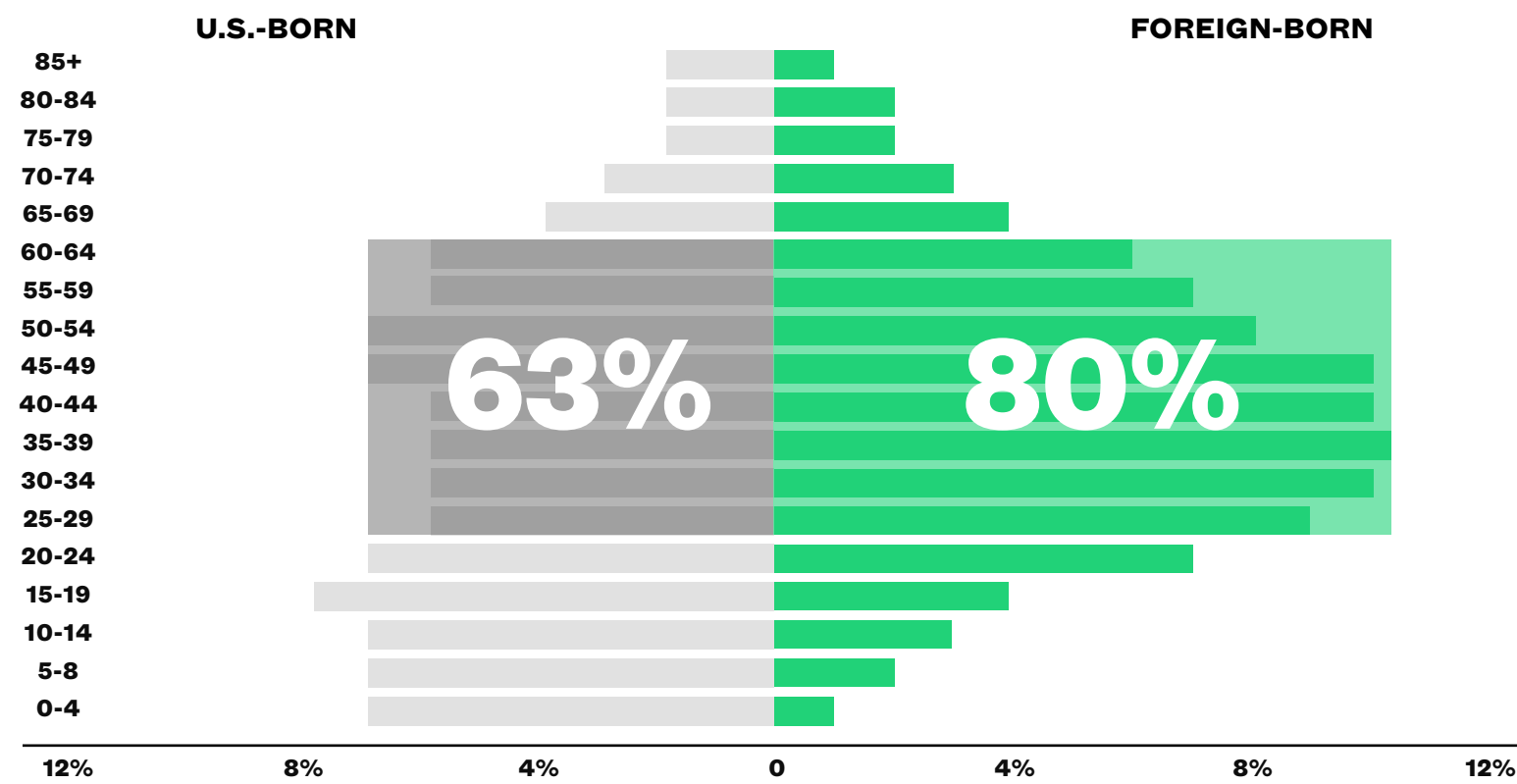
The Median Age of the U.S. Population is Climbing*



Source: U.S. Census and Pew Research Center

* Projection

Immigrants are More Likely to be Working Age in San Diego



Source: New American Economy, Map the Impact, San Diego MSA (2016)

Immigrant Population in San Diego County

3.3M

Population of the County of San Diego, of which **783,713** were foreign-born.

FOREIGN-BORN SHARES OF TOTAL POPULATION:

San Diego County



California

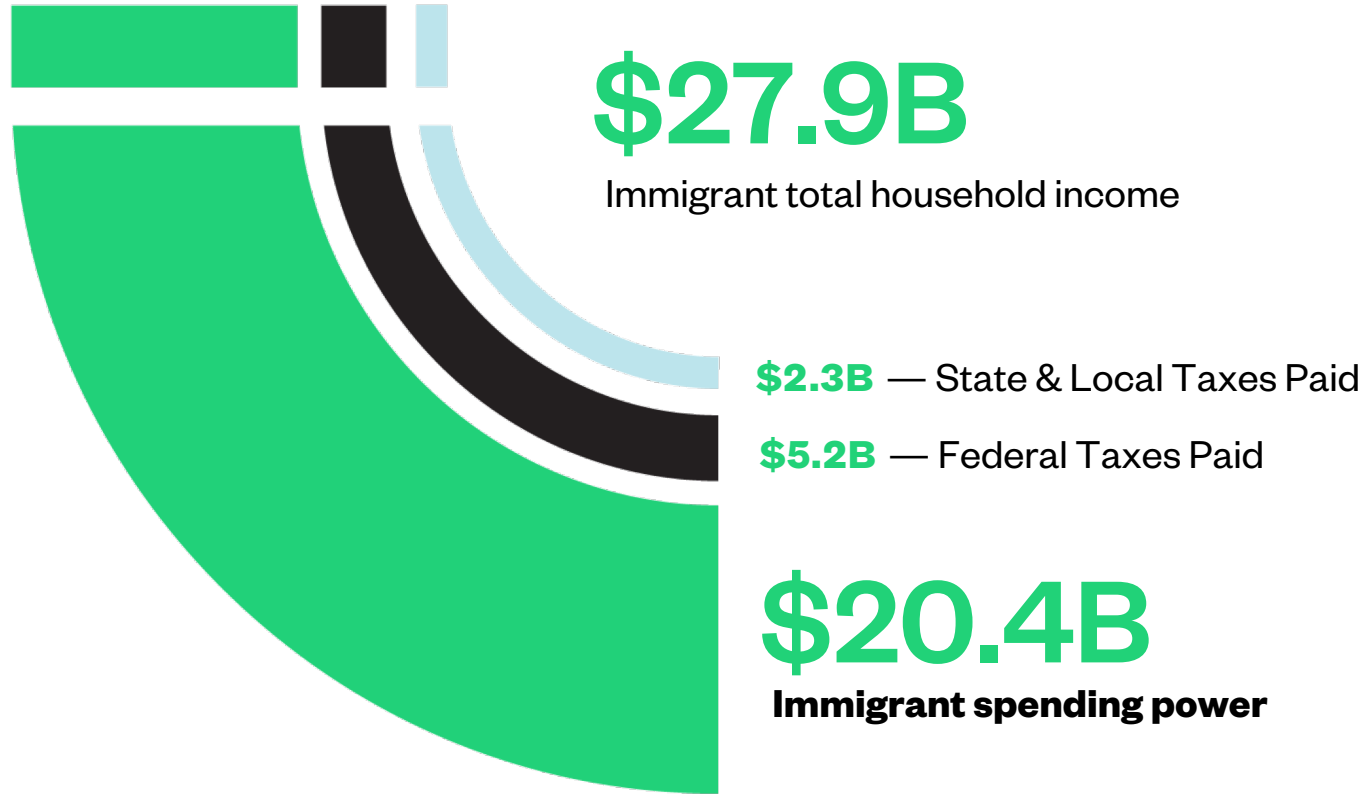


National Average



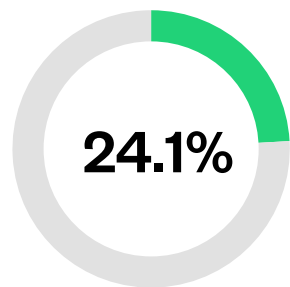
Source: *New American Economy, Map the Impact, San Diego MSA (2017)*

Spending Power & Tax Contributions in San Diego

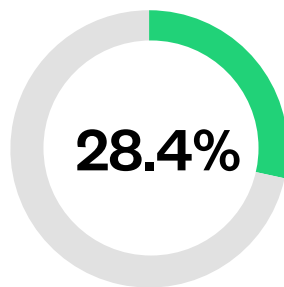


Source: *New American Economy, Map the Impact, San Diego MSA (2017)*

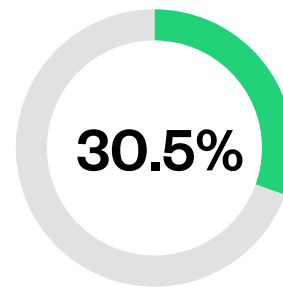
Immigrants in the Labor Force in San Diego



⋮
**OF THE TOTAL
POPULATION**



⋮
**OF THE EMPLOYED
LABOR FORCE**



⋮
**OF STEM
WORKERS**

Immigrants living in San Diego in 2016 helped create or preserve...

36,770 Local manufacturing jobs that would have vanished or moved elsewhere.

Immigrants in Key Industries in San Diego

The Top 5 occupations with **highest concentrations** of foreign-born workers:

44.1% Administrative Support

38.0% General Services

36.8% Manufacturing

34.0% Construction

30.4% Transportation & Warehousing

Immigrants in healthcare

In California in 2018, there were nearly

13 open jobs

published online for every unemployed healthcare worker.

Immigrants in STEM

In California in 2016, there were more than

15 STEM

job postings

published online for every unemployed STEM worker.

Immigrants Are More Likely to Be Entrepreneurs

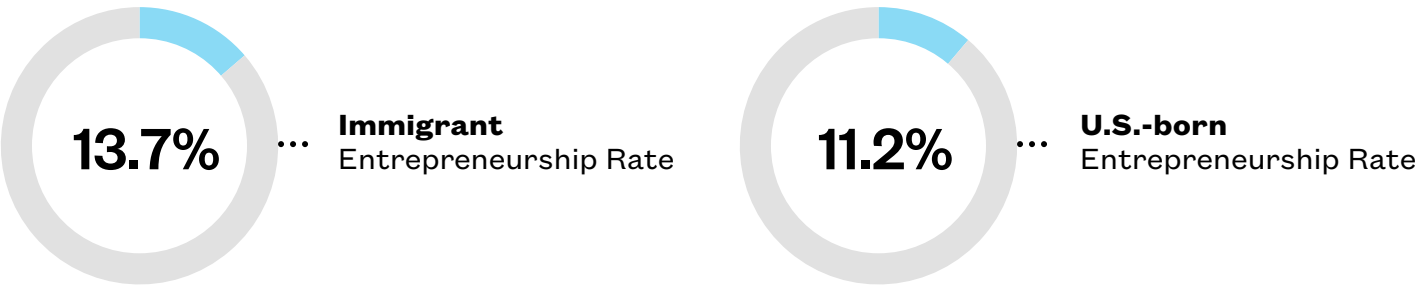
1 in 5
entrepreneurs

are immigrants—3.2 million total.

They employ **8 million** Americans and generate **\$1.3 trillion** in sales.

Entrepreneurship in San Diego

Foreign-born residents are **22.7% more likely** than U.S.-born residents to be business owners in San Diego.



32.7%

Immigrant Share of
All Entrepreneurs

\$1.4B

Business Income Generated
by Immigrant Entrepreneurs

62,299

Immigrant Entrepreneurs

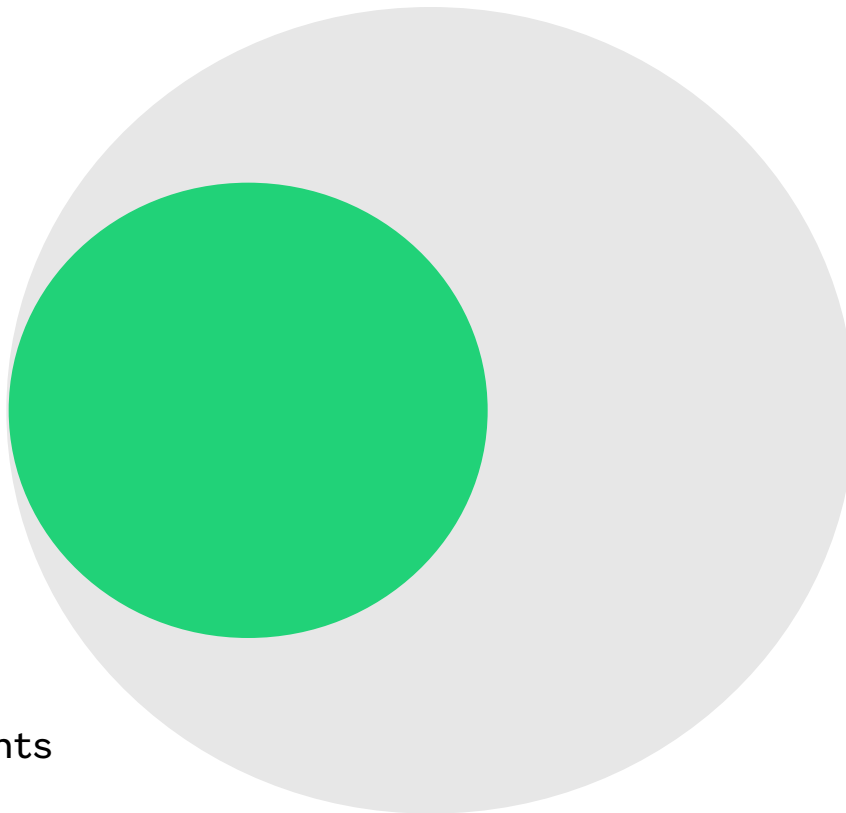
Source: New American Economy, "New Americans in San Diego" (2018)

Fortune 500

More than 44%

Of **Fortune 500** companies
were founded by immigrants or
their children in 2020.

- **24%** by Children of Immigrants
- **20%** by Immigrants



Immigration & COVID-19 Resource Portal

Immigrants are...

38.1% of Home Health Aides

27.9% of Physicians

23.2% of Nursing Assistants

28.7% of Food Processing Workers

18.2% of Food Delivery Workers

INCLUDING WEEKLY UPDATES ON:

- State & Local Responses
- Immigrants and Critical Industries
- DACA
- Unequal Broadband Access

Undocumented immigrants are crucial to
some of the hardest hit industries in the U.S.

In 2018, they made up...

1 in 10 workers

in **Restaurants & Food Service** and in
Hotels & Accommodations.

 New American Economy

Federal Actions on Immigration

EXECUTIVE ORDER 10052

- Temporarily suspends the issuance of H-1B, H-2B, J-1, and L-1 visas through December 31, 2020

DACA DECISION

- The Supreme Court ruled in June that the current Administration did not legally terminate the DACA program
- Current administrative regulations will not receive new applications, and only consider one-year renewals

INTERNATIONAL STUDENT REGULATIONS—AND REVERSAL

- On July 6, the Administration announced that international students taking a full course load online would not be allowed to reside in the U.S.
- On July 14, the Administration reversed that decision

H-1B Recipients During the Last Recession



- During the last recovery from a recession, it is estimated that **700,000** American jobs were created by the high-skilled foreign workers awarded H-1B visas between 2010 and 2013
- California alone created an estimated **117,209** jobs from the high-skilled foreign workers awarded H-1B visas between 2010 and 2013

The DACA-Eligible in California



More than **316,200** Californians are currently eligible for DACA. **89.4%** of them are employed, earning a total annual income of

\$4.9B

\$380M — State & Local Taxes Paid

\$748M — Federal Taxes Paid

\$3.8B

Total Spending Power

Source: New American Economy, September 2017

International Students in San Diego

6,965

international students

are enrolled in San Diego colleges and universities in fall of 2015.
They supported...

8,816

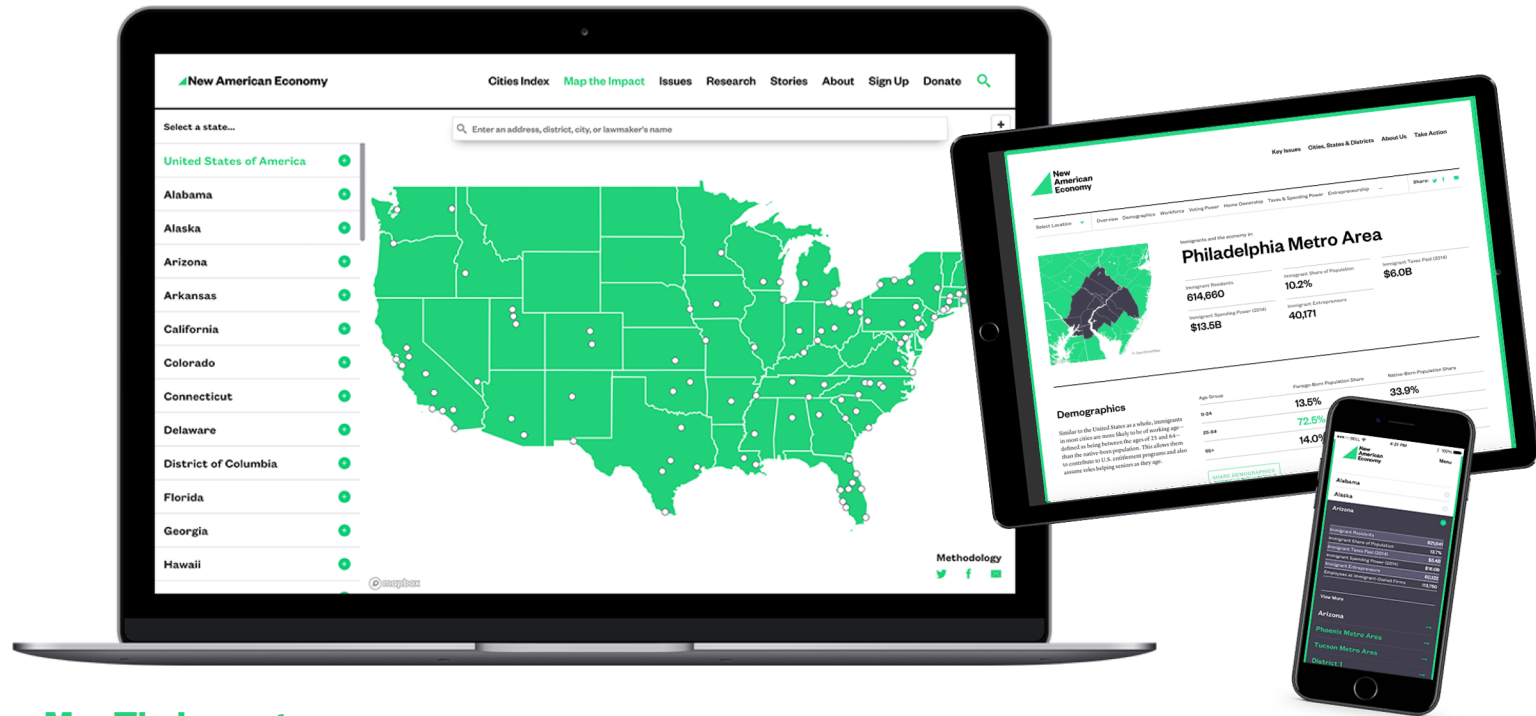
Local jobs...

And contributed

\$637.6M

to the local economy.

Map the Impact: Data on all 435 congressional districts and the top 100 metro areas, and coming soon — all 3,000+ U.S. counties



www.MapTheImpact.org

Thank You!

Mo Kantner
Mo@NewAmericanEconomy.org

